

SPRING HINGES

GDA Double Action Spring Hinge

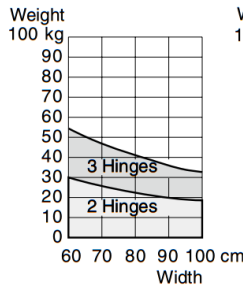
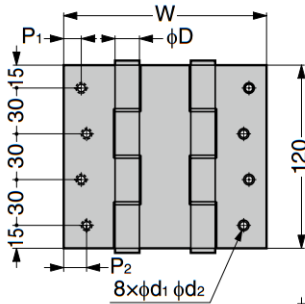

Features

- Opens in both directions inside and outside
- Spring loaded for self-closing
- Spring tension adjustable with three steps with a hex key
- Opening angle is 180°
- Passed 500,000 life cycle test

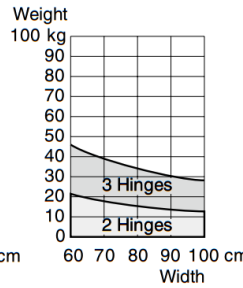
Notes

- In event of noise, to apply lubricant to washer and torsion spring

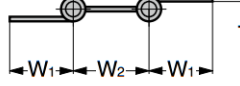
	GDA120	GDA180
Recommended Door Height	1800 ~ 2500 mm	
Minimum Door Height	500 mm	800 mm



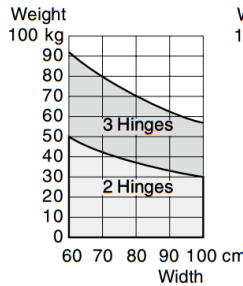
GDA-120-5404



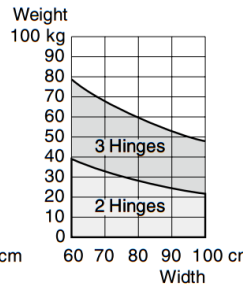
GDA-120-5414



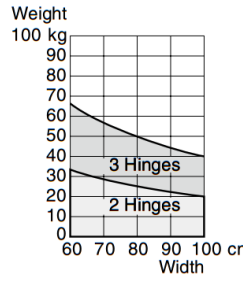
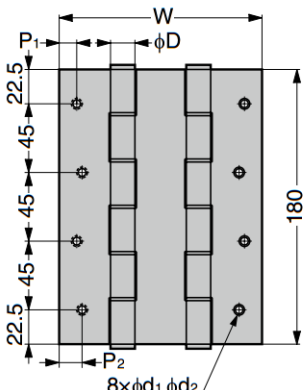
GDA-120



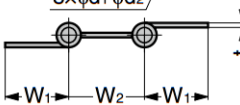
GDA-180-5904



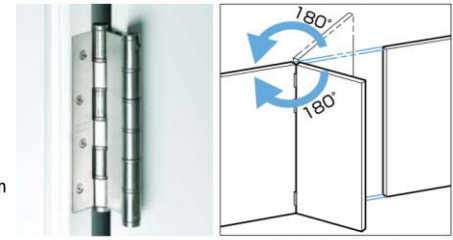
GDA-180-5914



GDA-180-5934



GDA-180



Hinges for double action door.

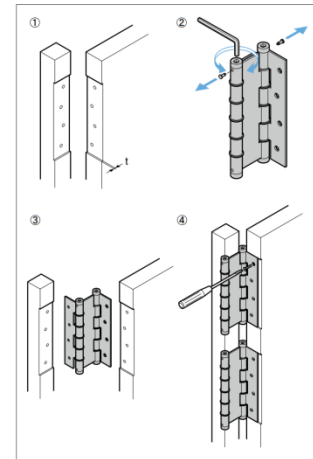
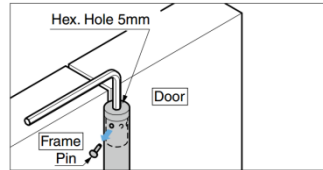
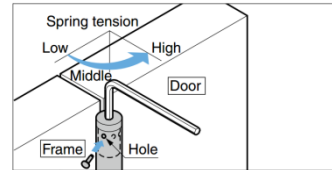


Figure below shows the case of left-hanging.



Loosen shaft with a hex key and remove the pin.



Adjust spring tension with three steps. Put the pin to the hole and fix.

Part No.	Material	Finish	W	W ₁	W ₂	P ₁	P ₂	D	t	d ₁	d ₂	Max. Door Thickness	Opening Angle
GDA120-5404-01	Aluminium Alloy	Anodised	101	29.5	42	6.5	11.5	16	4	5	8	30	180°
GDA120-5414-01			133	40	53	11	16					40	
GDA120-5414-05	SS304	Plain					17	2.5	5.5	9	36		
GDA180-5904-01	Aluminium Alloy	Anodised	101	29.5	42	6.5	11.5	16	4	5	8	30	
GDA180-5914-01			133	40	53	11	16					40	
GDA180-5914-05	SS304	Plain					18	3	5.5	9	38		
GDA180-5934-01	Aluminium Alloy	Anodised	157	48.5	60	19.5	24.5	16	4	5	8	50	